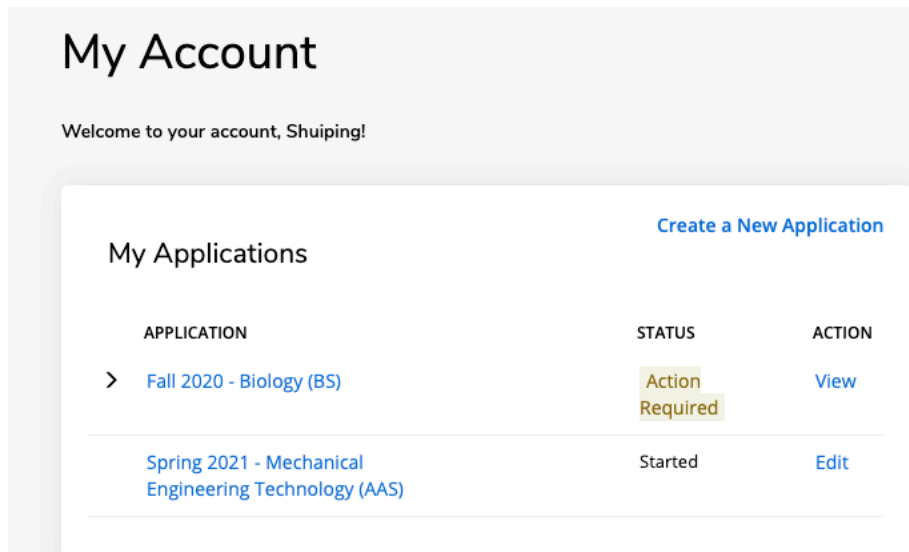


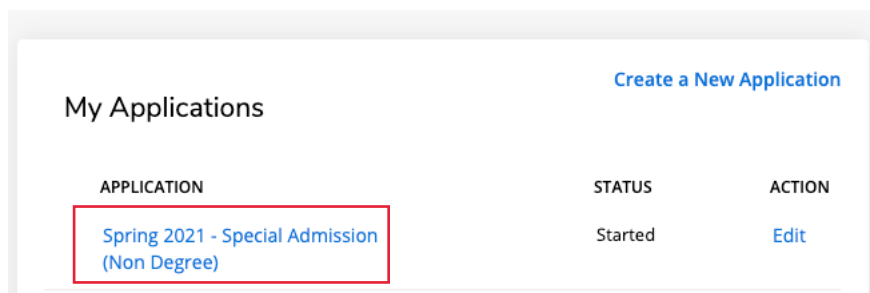
## How to Withdraw an Application

You can withdraw an application when the application status is “Started,” “Submitted,” or “Completed.” However, you will **NOT** be able to withdraw an application if an decision has been granted to that application.

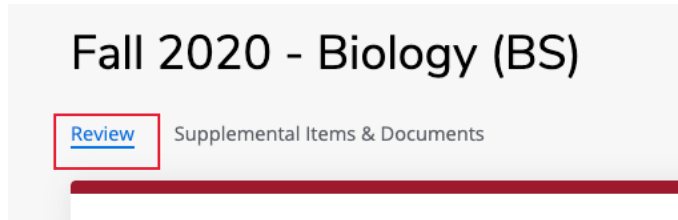
1. Log in to your application portal and by default, you will be land on “My Account” Page.



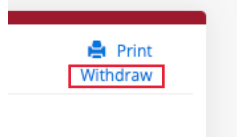
2. Click the application that you would like to withdraw.



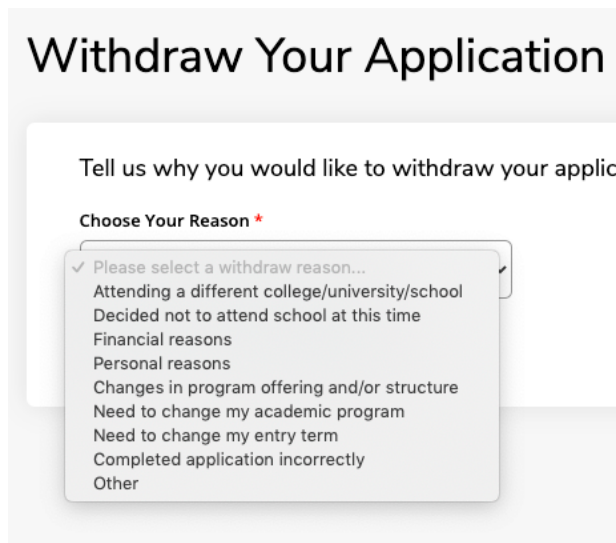
3. Click "Review" tab.



4. On the top right corner, you will see "Withdraw" link under "Print." In case "Withdraw" does not show on your Application Review tab, please contact [intadm@ysu.edu](mailto:intadm@ysu.edu) for help.



5. Click "Withdraw" link, select a reason from the drop list.



6. Last, click "Withdraw" button to withdraw your application.

