

2022 Noel Levitz Snapshot Series: FINANCES

Students were asked how important an item is on a scale of 1-7, with 7 being the most important. Students are then asked how satisfied they are with that item on a scale of 1-7, with 7 being the most satisfied. The gap is the difference between importance and satisfaction.

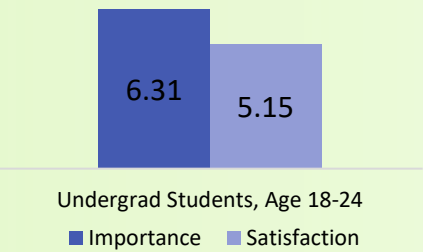


In the spring of 2022, the Institute for Teaching & Learning fielded the Noel Levitz Satisfaction survey to all YSU students. Two different survey versions were used as a part of the survey administration. Many of the same items occur on both surveys, and this document focuses on both survey versions, but breaks up results by undergraduate/graduate status and age group. The surveys had a **response rate of 17%**.

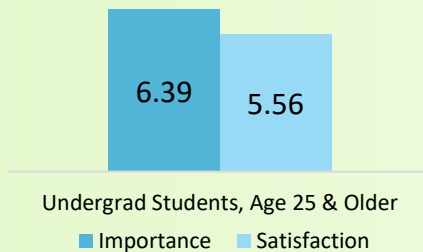
Access more student survey data using your YSU login.

BILLING POLICIES

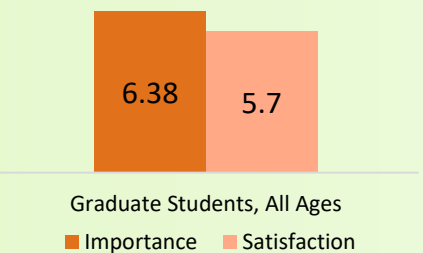
...are reasonable.



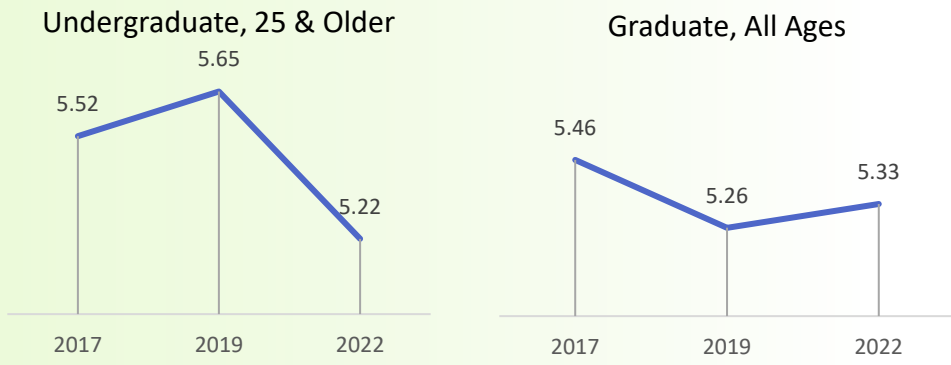
...are reasonable for adult students.



...are reasonable for adult students.



Satisfaction with the Availability of Financial Aid for Adult Students



*Scale: 1 (Not Satisfied) to 7 (Very Satisfied)

Besides parking availability, the use of student activity fees has the **lowest** satisfaction on the survey for undergraduate students aged 18-24.

Survey Item: **Student activity fees are put to good use.**

Category	Importance	Satisfaction
Student activity fees are put to good use.	6.21	4.71

Student Satisfaction: Tuition paid is a worthwhile investment.

