

2021 Faculty Survey of Student Engagement*

Key Metrics for Consideration by the Institute for Teaching & Learning

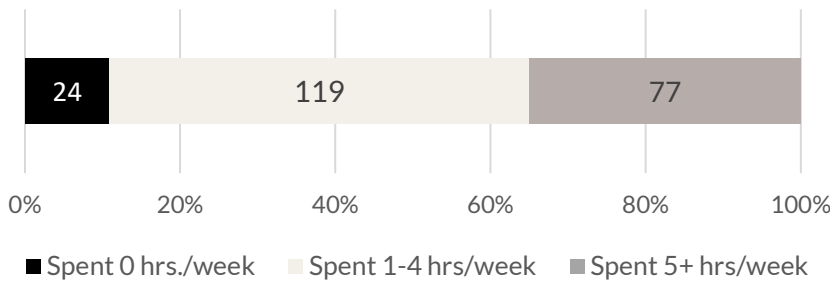
Faculty know where to go for help with their teaching, and over 75% feel they have the time and resources to teach well.

■ Agree
■ Disagree

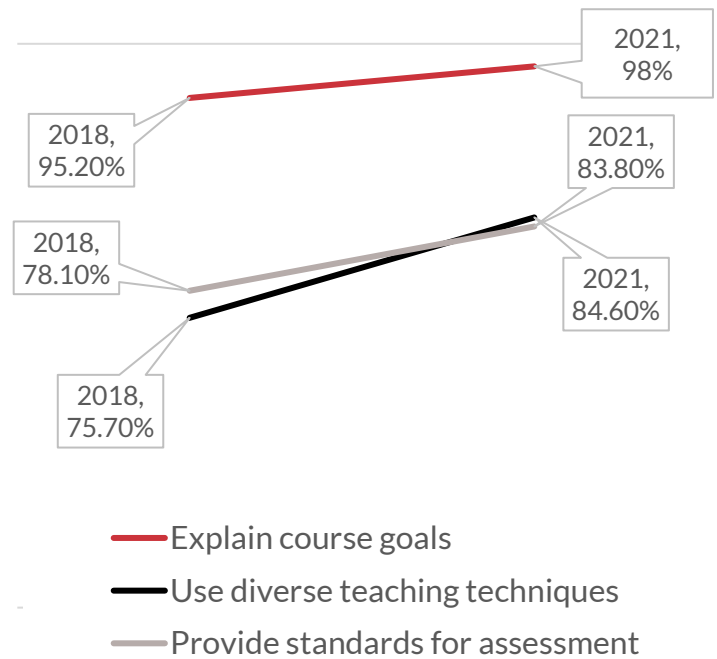


Most faculty are spending time each week improving their teaching.

Faculty are reporting higher levels of participating in effective teaching practices.

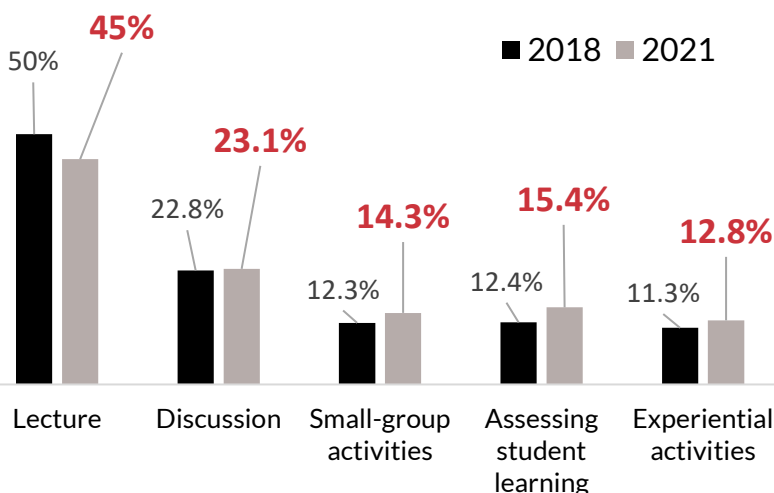


Faculty % Answering "Quite a Bit" or "Very Much" to how often they...



Faculty are spending a greater portion of their class with students engaged in active learning.

Estimated Average % of Time Spent in Class



* All YSU full-time and part-time faculty (n=789) were invited to participate in the Faculty Survey of Student Engagement in Spring 2021, with 246 individuals completing the survey (31% response rate). The margin of error is +/- 5.2%. Contact ITL for more information.