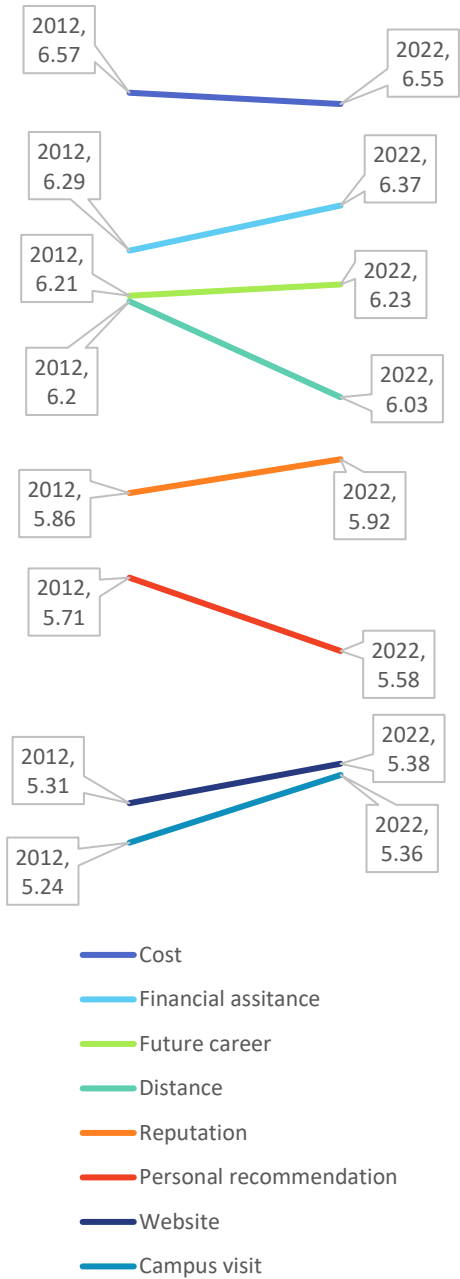


# 2022 Noel Levitz Snapshot Series: **ADMISSIONS**

What impacted undergraduate students (age 18-24) when deciding on YSU? And how has that changed since 2012?\*



\*Scale: 1 (Not Important) to 7 (Very Important)



In the spring of 2022, the Institute for Teaching & Learning fielded the Noel Levitz Satisfaction survey to all YSU students. Two different survey versions were used as a part of the survey administration. Many of the same items occur on both surveys, and this document focuses on both survey versions, but breaks up results by undergraduate/graduate status and age group. The surveys had a **response rate of 17%**.

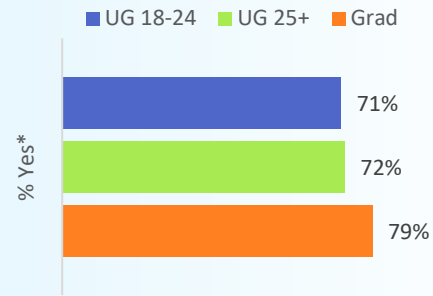
← Access more student survey data using your YSU login.

## Most Important Considerations for Choosing YSU:

- 1 Cost (for all students)
- 2 Financial assistance (for all students))
- 3 Future career opportunities (undergraduate students) & Academic Reputation (graduate students)

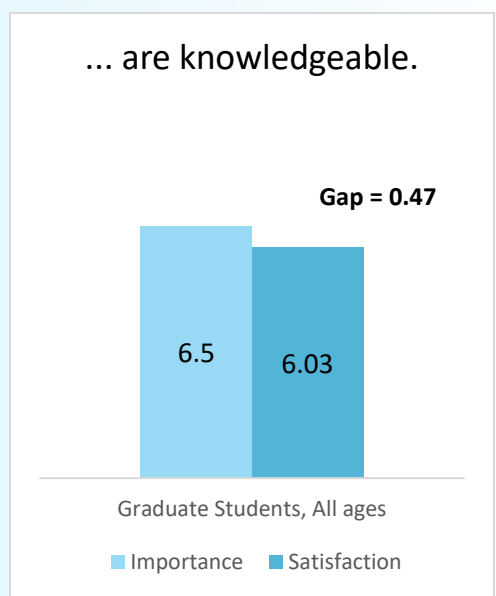
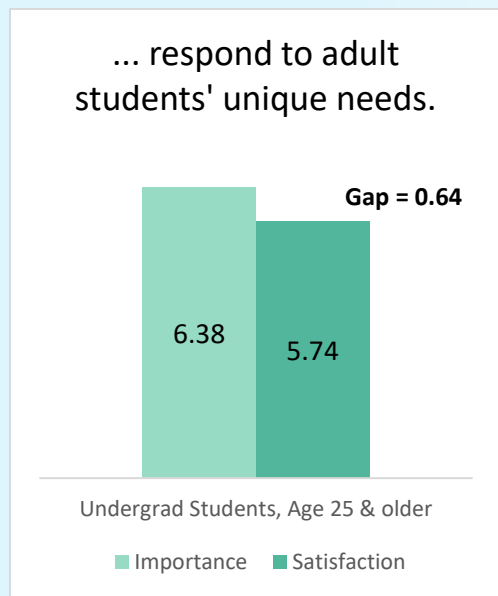
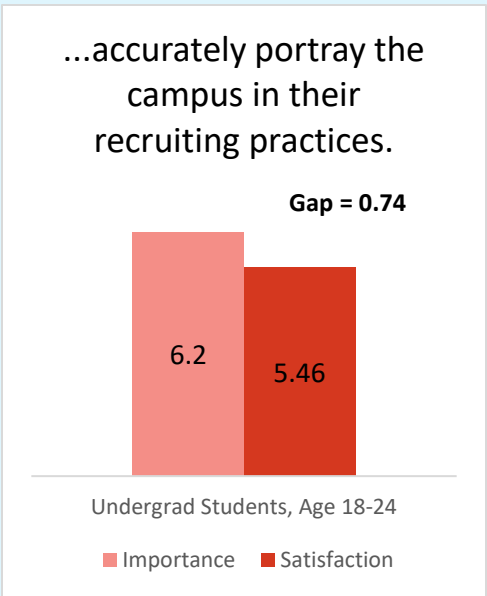


If students had to do it over, would they enroll at YSU again?



\*Includes maybe, probably, & definitely yes.

## ADMISSIONS REPRESENTATIVES...



Students are asked how important an item is on a scale of 1-7, with 7 being the most important. Students are then asked how satisfied they are with that item on a scale of 1-7, with 7 being the most satisfied. The **gap** is the difference between importance and satisfaction.