

# 2022 Noel Levitz Snapshot Series: **FACILITIES**

## STUDENT PARKING IS ADEQUATE.

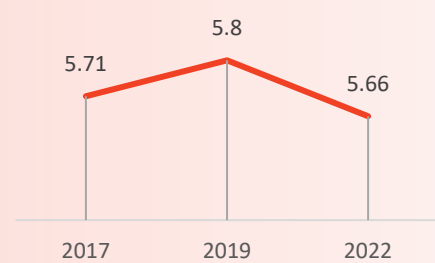


In the spring of 2022, the Institute for Teaching & Learning fielded the Noel Levitz Satisfaction survey to all YSU students. Two different survey versions were used as a part of the survey administration. Many of the same items occur on both surveys, and this document focuses on both survey versions, but breaks up results by undergraduate/graduate status and age group. The surveys had a **response rate of 17%**.

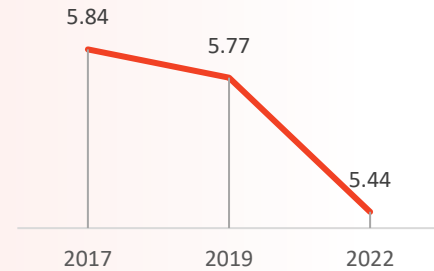
Access more student survey data using your YSU login.

### Student Satisfaction with **COMPUTER LABS** Being Adequate and Accessible

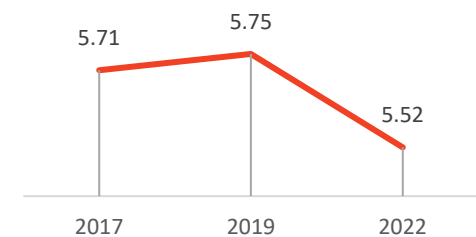
Undergraduate, Age 18-24



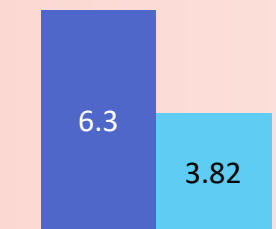
Undergraduate, 25 & Older



Graduate, All Ages

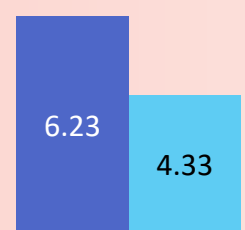


\*Scale: 1 (Not Satisfied) to 7 (Very Satisfied)



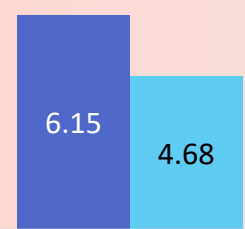
Undergrad Students, Age 18-24

■ Importance ■ Satisfaction



Undergrad Students, Age 25 & Older

■ Importance ■ Satisfaction



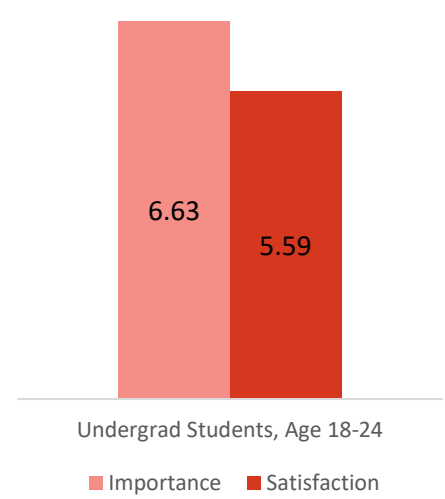
Graduate Students, All Ages

■ Importance ■ Satisfaction

Students were asked how important an item is on a scale of 1-7, with 7 being the most important. Students are then asked how satisfied they are with that item on a scale of 1-7, with 7 being the most satisfied. The gap is the difference between importance and satisfaction.

The campus is safe & secure for all students.

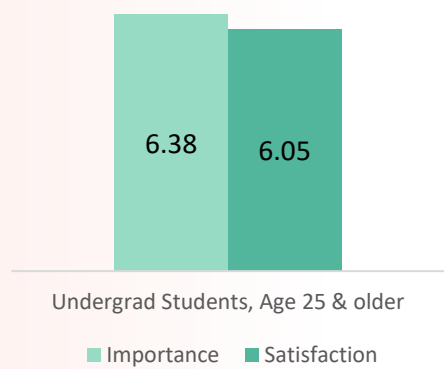
Campus safety for **ALL students** is tied with *quality instruction* as the most important items to students on the survey.



Undergrad Students, Age 18-24

■ Importance ■ Satisfaction

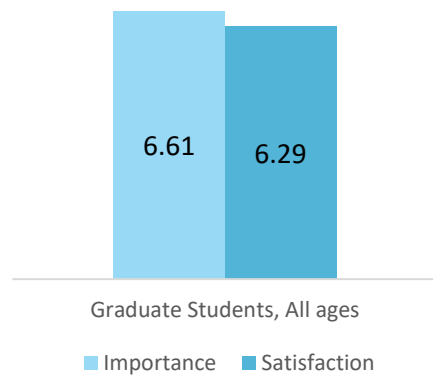
Classrooms are safe & secure for all students.



Undergrad Students, Age 25 & older

■ Importance ■ Satisfaction

Classrooms are safe & secure for all students..



Graduate Students, All ages

■ Importance ■ Satisfaction