

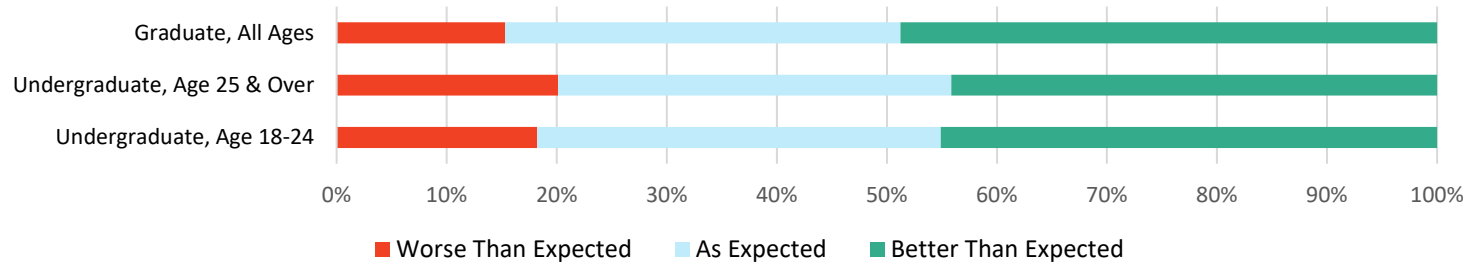


Access more student survey data using your YSU login

2022 Noel Levitz Snapshot Series: **OVERALL EXPERIENCE**

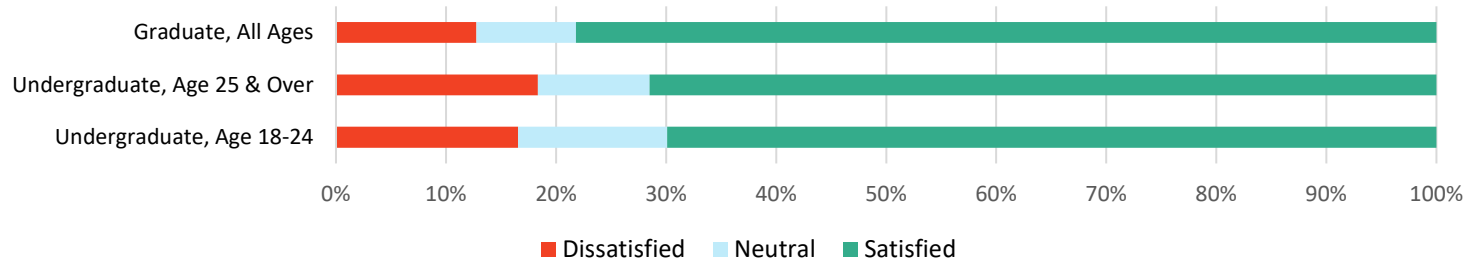
In the spring of 2022, the Institute for Teaching & Learning fielded the Noel Levitz Satisfaction survey to all YSU students. Two different survey versions were used as a part of the survey administration. Many of the same items occur on both surveys, and this document focuses on both survey versions, but breaks up results by undergraduate/graduate status and age group. The surveys had a **response rate of 17%**

So far, how has your college experience met your expectations?



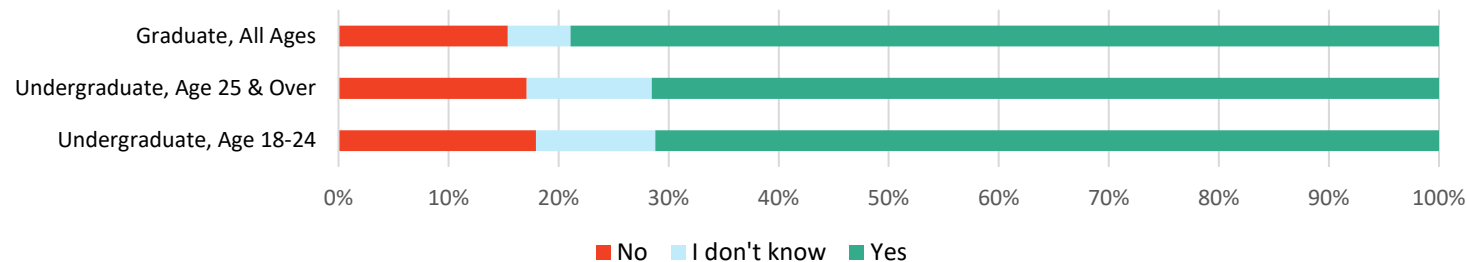
Note: "Worse Than Expected" includes much worse, quite a bit worse, and worse; "Better than Expected" includes better, quite a bit better, and much better.

Rate your overall satisfaction with your experience here thus far.



Note: "Dissatisfied" includes not satisfied, not very satisfied, and someday dissatisfied; "Satisfied" includes somewhat satisfied, satisfied, and very satisfied.

All in all, if you had it to do over again, would you enroll here?



Note: "No" includes definitely not, probably not, and maybe not; "Yes" includes maybe yes, probably yes, and definitely yes.

2017-2022 Average Across All Survey Items Trend

Top Line: Average Importance
Bottom Line: Average Satisfaction

Undergraduate, 18-24



2017 2019 2022

Undergraduate, 25 & Older



2017 2019 2022

Graduate, All Ages



2017 2019 2022