




For Pete's Sake ... Wear Your Face Covering

FACE COVERINGS ARE CRITICAL TO MINIMIZING RISKS TO OTHERS AND MUST BE WORN WHILE ON CAMPUS.

FACE COVERING PROTOCOLS

Until further notice, all people on campus are required to wear a face covering to help protect yourself and others around you.




You should self screen for fever and other symptoms before coming to campus.



When you arrive to campus, you will wash your hands.



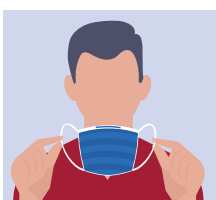
You will be required to bring a face covering to campus with you. Don the face covering by grabbing the elastics or ties.



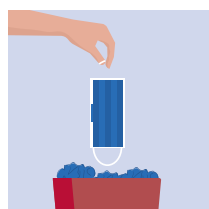
Pull the face covering under the chin.



Pull the face covering over the nose.



Take care of your face covering each day. Replace your face covering if it becomes wet, visibly soiled or damaged.



Properly discard single use face coverings at the end of your workday.



If using a cloth face covering, wash and dry it at the end of the day (*preferably using a dryer*).

ALWAYS WEAR YOUR FACE COVERING

Wear your face covering in common areas at all times when not actively eating, drinking or using the restroom. As soon as you are done with these activities, place your face covering back on your face.



1

Limit the number of individuals who are in close proximity with one another while eating and drinking, including in:

- breakrooms
- workrooms
- workstations
- cafeteria
- courtyards



2

Wash your hands before and after you touch your face covering.



Store your face covering in a paper bag when necessary to remove it. If using a face covering, wash and dry it at the end of the day (*preferably using a dryer*).

Thank you for setting a good example by wearing your face coverings as appropriate and for helping keep others accountable for doing the same.

