

**BOARD OF TRUSTEES
ACADEMIC QUALITY AND STUDENT SUCCESS COMMITTEE**

Carole S. Weimer, Chair
Atty. James E. "Ted" Roberts, Vice Chair
All Trustees are Members
Randy J. Dunn, *Ex-Officio*

**BACKGROUND MATERIALS
Thursday, December 5, 2013**

- 1. Fall 2013 Enrollment Data** **Tab 1**
A sampling of enrollment-related data reports is provided. At the August meeting, we reported that freshman retention increased again. We also reported that the freshman class we recruited was stronger academically than the previous year. Supporting data is provided now. In addition, data showing the high schools that our students come from as well as the effectiveness of the Regional Service Area Initiative is provided.
- 2. Grants and Sponsored Programs Report** **Tab 2**
The First Quarter Report from the Office and Grants and Sponsored Programs is presented for the Board of Trustees' information.
- 3. Current Accreditation Activity and Higher Learning Commission Update** **Tab 3**
The report on accreditation activity shows recent accreditations and upcoming site visits and documents submitted.
- 4. Academic Programs Update** **Tab 4**
The report outlines new program development.
- 5. Tenure List** **Tab 5**
List of faculty who were awarded tenure to take effect in 2014-2015.

BACKGROUND MATERIALS:
Academic Quality and Student Success Committee

TAB 1: Fall 2013 Enrollment Data

STAFF CONTACT: Jack Fahey, Vice President for Student Affairs

HIGHLIGHTS OR ISSUES:

Five documents are enclosed to provide detail and to show progress trending with regard to enrollment demographics:

- First-Time Undergraduates Fall-to-Fall Retention
 - Retention rate is improving.
 - STEM and Education students have the highest retention rates.
 - Part-time student retention rates are very low.
- First-Time Undergraduate Average Composite ACT Scores (2 pages - table & graph)
 - Incoming student ACT scores are improving.
 - Recent high school graduates who enter YSU immediately have higher ACTs than students who defer attendance.
- First-Time Undergraduate Average High School Grade Point Average
 - Incoming student high school GPAs are improving.
- Top 20 Feeder High Schools
 - We continue to be the University of choice for large numbers of local students.
 - The number of GED recipients attending YSU continues to decline.
- Western Pennsylvania Advantage
 - Our Western Pennsylvania initiative continues to grow.

TAB 2: Grants and Sponsored Programs Report

STAFF CONTACT: Dr. Edward Orona, Director, Office of Grants and Sponsored Programs, and Dr. Scott Martin, Interim Associate Dean for Graduate Research

HIGHLIGHTS OR ISSUES:

- Twenty-six submissions totaling \$5,086,118 were submitted during the first quarter.
- Twenty-eight grants were awarded during the first quarter totaling \$2,435,019.
- There is a 28% increase in dollars received compared to the same quarter last year.

TAB 3: Current Accreditation Activity and Higher Learning Commission Update

STAFF CONTACT: Dr. Kevin E. Ball, Associate Provost for Academic Programs and Planning

HIGHLIGHTS OR ISSUES:

- YSU underwent a routine site visit to review all engineering programs (ABET) on October 27-29, 2013. YSU will receive a report in early spring 2014 with a preliminary evaluation. YSU will receive a final evaluation in August 2014.
- The Higher Learning Commission has outlined a deepened commitment to student learning with expectations surrounding demonstration of high quality academic programs, institutional practices, and support for student persistence and completion. These new expectations were discussed at Deans' Council in September and at a chairpersons' meeting in November. The Provost has recommended that a committee be convened to begin an initial evaluation of institutional strengths and challenges.

TAB 4: Academic Programs Update

STAFF CONTACT: Dr. Kevin E. Ball, Associate Provost for Academic Programs and Planning

HIGHLIGHTS OR ISSUES:

- The former Nursing Home Administration program is now called the Long-Term Care Administration program.
- RACGS has been notified and Graduate Council has approved the proposal for a 4 + 1 Master of Arts in Economics to move forward.

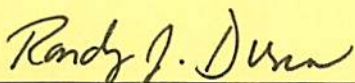
TAB 5: Tenure List

STAFF CONTACT: Dr. Ikram Khawaja, Provost and Vice President for Academic Affairs

HIGHLIGHTS OR ISSUES:

- Fifteen faculty members applied for tenure for the 2014-15 academic year. Fourteen were granted; one was denied.

REVIEWED:



Randy J. Dunn, President

Youngstown State University

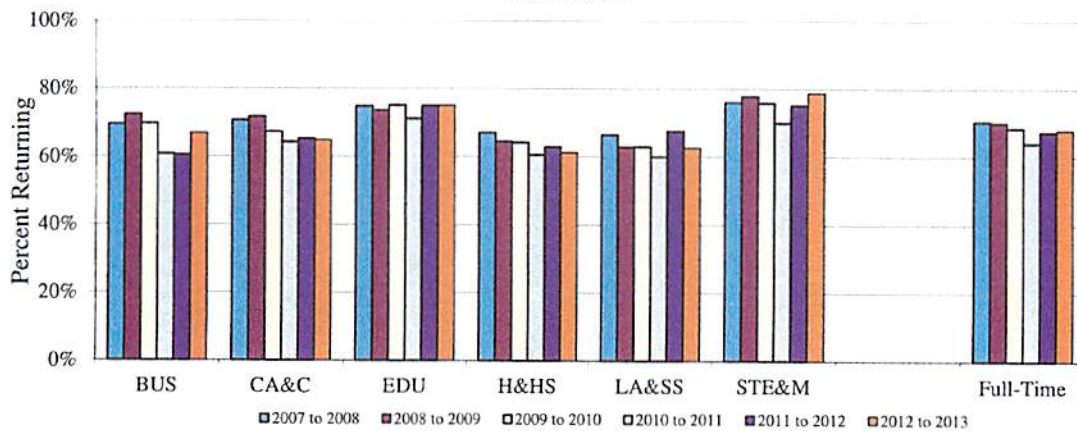
First-Time Undergraduates

Fall-to-Fall Retention

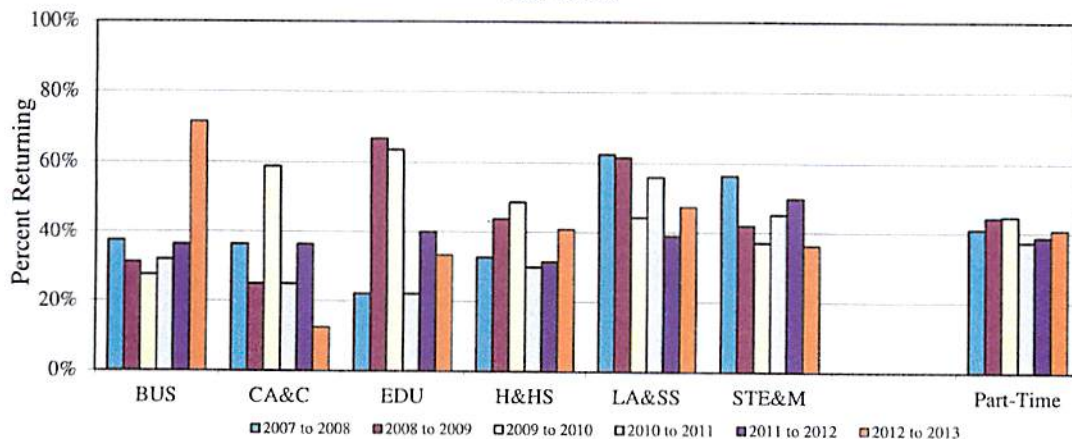
2007 to 2008 2008 to 2009 2009 to 2010 2010 to 2011 2011 to 2012 2012 to 2013

BUS	69.6%	72.4%	69.8%	60.8%	60.6%	67.0%
CA&C	70.7%	71.7%	67.3%	64.3%	65.3%	65.0%
EDU	74.9%	73.6%	75.1%	71.2%	75.0%	75.1%
H&HS	67.1%	64.5%	64.2%	60.7%	62.9%	61.3%
LA&SS	66.5%	62.9%	63.0%	60.1%	67.7%	62.7%
STE&M	76.1%	77.8%	75.9%	70.1%	75.2%	78.9%
Full-Time	70.5%	70.1%	68.6%	64.1%	67.5%	68.0%
BUS	37.5%	31.2%	27.6%	32.0%	36.4%	71.4%
CA&C	36.4%	25.0%	58.8%	25.0%	36.4%	12.5%
EDU	22.2%	66.7%	63.6%	22.2%	40.0%	33.3%
H&HS	32.7%	43.9%	48.8%	30.0%	31.5%	40.9%
LA&SS	62.5%	61.5%	44.4%	56.1%	39.1%	47.6%
STE&M	56.5%	42.1%	37.1%	45.5%	50.0%	36.4%
Part-Time	41.1%	44.4%	44.8%	37.4%	38.8%	41.0%
Total	68.8%	68.9%	66.6%	62.0%	65.5%	66.6%

Full-Time



Part-Time

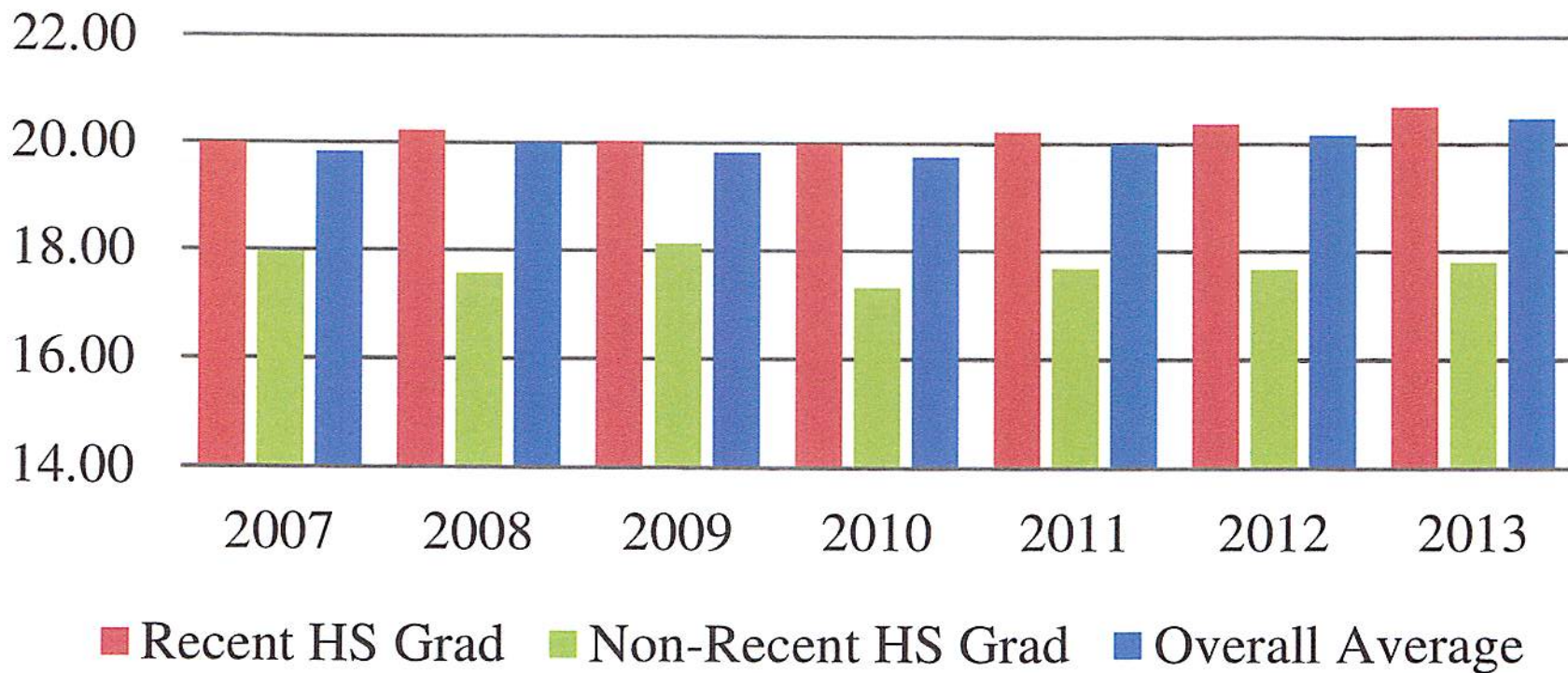


Youngstown State University
First-Time Undergraduate
Average Composite ACT Scores

	Fall Terms				
	2009	2010	2011	2012	2013
Recent High School Graduates					
Business	19.69	19.62	19.89	20.06	20.28
Creative Arts & Communication	19.94	19.80	20.60	21.02	20.54
Education	19.31	19.48	19.44	19.70	19.73
Health & Human Services	18.95	18.89	18.81	19.18	19.60
Liberal Arts & Social Sciences	19.82	19.97	20.36	19.48	20.23
Science, Tech, Engineering & Math	22.04	22.27	22.22	22.46	22.62
Overall Average of Sub-Group	20.04	20.01	20.22	20.37	20.70
% of Sub-Group Submitting ACT Scores	88.85%	90.08%	88.45%	89.39%	89.42%
Non-Recent High School Graduates					
Business	17.32	16.80	18.28	17.31	16.72
Creative Arts & Communication	18.29	18.25	18.75	18.00	18.30
Education	18.95	17.17	16.33	15.46	20.25
Health & Human Services	16.59	16.14	16.58	16.60	16.50
Liberal Arts & Social Sciences	19.32	17.86	18.44	18.16	17.68
Science, Tech, Engineering & Math	19.73	19.03	18.16	19.81	19.62
Overall Average of Sub-Group	18.13	17.32	17.68	17.67	17.80
% of Sub-Group Submitting ACT Scores	34.11%	31.85%	28.51%	37.89%	39.35%
All First-Time Undergraduates					
Business	19.45	19.36	19.74	19.85	19.97
Creative Arts & Communication	19.81	19.62	20.41	20.78	20.39
Education	19.27	19.31	19.28	19.32	19.76
Health & Human Services	18.65	18.62	18.62	19.00	19.34
Liberal Arts & Social Sciences	19.75	19.74	20.16	19.35	19.98
Science, Tech, Engineering & Math	21.83	22.01	21.94	22.30	22.45
Overall Average	19.83	19.75	20.02	20.17	20.48
Overall % Submitting ACT Scores	75.47%	76.92%	75.68%	81.13%	81.70%

Sources: HESTUD15, PAPANTRON, and PRSTUD Model 204 computer files and SORTTEST, ODS_ST_STUDENT_COURSE AND AND ODS_ST_ACADEMIC_STUDY Banner database tables.

Youngstown State University First-Time Undergraduate Average Composite ACT Scores Overall University



Youngstown State University
First-Time Undergraduate
Average High School Grade Point Averages

	Fall Terms				
	2009	2010	2011	2012	2013
Recent High School Graduates					
Business	2.88	2.86	2.88	2.97	3.00
Creative Arts & Communication	2.93	2.86	3.01	3.02	3.03
Education	2.95	2.93	3.02	2.94	3.00
Health & Human Services	2.89	2.91	2.90	2.89	2.98
Liberal Arts & Social Sciences	2.82	2.89	2.88	2.77	2.92
Science, Tech, Engineering & Math	3.19	3.16	3.17	3.21	3.26
Overall Average of Sub-Group	2.96	2.95	2.98	2.98	3.06
% of Sub-Group Submitting HS GPAs	97.32%	97.51%	97.82%	98.28%	97.18%
Non-Recent High School Graduates					
Business	2.19	2.14	2.39	2.38	2.27
Creative Arts & Communication	2.18	2.45	2.33	2.54	2.21
Education	2.39	2.42	2.42	2.25	2.53
Health & Human Services	2.21	2.20	2.32	2.31	2.44
Liberal Arts & Social Sciences	2.44	2.42	2.35	2.11	2.40
Science, Tech, Engineering & Math	2.34	2.38	2.43	2.41	2.49
Overall Average of Sub-Group	2.28	2.29	2.36	2.32	2.41
% of Sub-Group Submitting HS GPAs	90.07%	91.81%	92.65%	93.17%	81.61%
All First-Time Undergraduates					
Business	2.68	2.68	2.78	2.85	2.88
Creative Arts & Communication	2.81	2.79	2.87	2.96	2.93
Education	2.85	2.86	2.96	2.84	2.95
Health & Human Services	2.70	2.73	2.78	2.80	2.89
Liberal Arts & Social Sciences	2.72	2.78	2.77	2.66	2.85
Science, Tech, Engineering & Math	3.05	3.03	3.07	3.11	3.18
Overall Average	2.80	2.81	2.87	2.88	2.97
Overall % Submitting HS GPAs	95.55%	96.22%	96.87%	97.46%	94.78%

An assumption has been made that high school grade point averages of 4.0 or less were calculated on a 4.0 scale. However, due to the unavailability of GPA scales for high school GPAs above a 4.0 (for example 4.17 or 75) high school GPAs greater than 4.0 have been excluded from these averages.

Sources: HESTUD15, PAPANTRON, and PRSTUD Model 204 computer files and SORHSCH, ODS_ST_STUDENT_COURSE AND ODS_ST_ACADEMIC_STUDY Banner database tables.

**Youngstown State University
Top 20 Feeder High Schools (Number Enrolled)*
First-Time Undergraduates**

FALL 2009		FALL 2010		FALL 2011		FALL 2012		FALL 2013	
Boardman (176)	6.67%	G.E.D. Recipients (181)	6.78%	Boardman (166)	7.00%	Boardman (152)	7.29%	Boardman (140)	6.96%
G.E.D. Recipients (168)	6.37%	Boardman (170)	6.37%	Austintown Fitch (135)	5.70%	Austintown Fitch (106)	5.08%	Austintown Fitch (107)	5.32%
Austintown Fitch (156)	5.91%	Austintown Fitch (147)	5.51%	G.E.D. Recipients (132)	5.57%	Poland Seminary (74)	3.55%	Poland (90)	4.48%
Poland Seminary (83)	3.15%	Poland Seminary (89)	3.34%	Canfield (85)	3.59%	Canfield (70)	3.36%	Canfield (75)	3.73%
Hubbard (79)	2.99%	Chaney (84)	3.15%	Hubbard (78)	3.29%	Struthers (69)	3.31%	Hubbard (74)	3.68%
Struthers (78)	2.96%	East (83)	3.11%	Struthers (70)	2.95%	G.E.D. Recipients (66)	3.16%	Struthers (71)	3.53%
Chaney (76)	2.88%	Canfield (81)	3.04%	Poland Seminary (70)	2.95%	Hubbard (54)	2.59%	Howland (53)	2.64%
Canfield (62)	2.35%	Hubbard (74)	2.77%	Cardinal Mooney (66)	2.78%	Howland (47)	2.25%	Warren G. Harding (51)	2.54%
Warren G. Harding (59)	2.24%	Struthers (70)	2.62%	Chaney (61)	2.57%	Girard (44)	2.11%	G.E.D. Recipients (50)	2.49%
Cardinal Mooney (58)	2.20%	Cardinal Mooney (61)	2.29%	East (53)	2.24%	Chaney (43)	2.06%	Cardinal Mooney (45)	2.24%
Girard (54)	2.05%	Warren G. Harding (54)	2.02%	Howland (50)	2.11%	Cardinal Mooney (43)	2.06%	Liberty (42)	2.09%
Liberty (53)	2.01%	Liberty (51)	1.91%	Warren G. Harding (48)	2.03%	Youngstown		McKinley (39)	1.94%
Campbell Memorial (52)	1.97%	Mineral Ridge (45)	1.69%	Girard (44)	1.86%	Early College (41)	2.00%	Ursuline (37)	1.84%
McKinley (51)	1.93%	McKinley (43)	1.61%	Youngstown		East (41)	2.00%	Youngstown Early	
Howland (50)	1.90%	Girard (41)	1.54%	Early College (43)	1.81%	Liberty (40)	1.92%	College (34)	1.69%
East High School (44)	1.67%	Lakeview (38)	1.42%	Liberty (42)	1.77%	Campbell Memorial (38)	1.82%	Girard (33)	1.64%
Rayen (40)	1.52%	Ursuline (38)	1.42%	McKinley (41)	1.73%	McKinley (34)	1.63%	East (33)	1.64%
Lakeview (33)	1.25%	Campbell Memorial (37)	1.39%	Springfield Local (38)	1.60%	Warren G. Harding (33)	1.58%	Lakeview (30)	1.49%
Springfield Local (32)	1.21%	Springfield Local (35)	1.31%	Ursuline (36)	1.52%	McDonald (32)	1.53%	Springfield Local (26)	1.29%
Lowellville (32)	1.21%	McDonald (34)	1.27%	McDonald (35)	1.48%	Springfield (29)	1.39%	Jackson-Milton (26)	1.29%
South Range (32)	1.21%	Woodrow Wilson (34)	1.27%	South Range (33)	1.39%	Ursuline (28)	1.34%	Brookfield (25)	1.24%
Woodrow Wilson (32)	1.21%					Mineral Ridge (28)	1.34%		
Top Twenty (1,500)	56.86%	Top Twenty (1,490)	55.85%	Top Twenty (1,326)	55.95%	Top Twenty (1,112)	53.37%	Top Twenty (1081)	53.75%
All Other (1,138)	43.14%	All Other (1,178)	44.15%	All Other (1,044)	44.05%	All Other (974)	46.63%	All Other (930)	46.25%
Total (2,638)	100%	Total (2,668)	100%	Total (2,370)	100%	Total (2086)	100%	Total (2011)	100%
Total Number of Feeder High Schools	365	Total Number of Feeder High Schools	405	Total Number of Feeder High Schools	359	Total Number of Feeder High Schools	334	Total Number of Feeder High Schools	342

*In cases where the rank of 20th place involves a tie, all high schools at the 20th rank are listed.

Western Pennsylvania Advantage

	Student FTEs	% Change	FTE Change	Estimated Annual Revenue	\$ change in Revenue
FY 2008	663	--	--	\$7,047,795	--
FY 2009	628	-5%	(35)	\$6,827,755	(\$220,040)
FY 2010*	720	15%	92	\$5,853,734	(\$974,021)
FY 2011	834	16%	114	\$6,973,901	\$1,120,167
FY 2012	868	4%	34	\$7,456,120	\$482,219
FY 2013	901	4%	33	\$7,955,830	\$499,710
<i>FY 2014**</i>	<i>960 **</i>	<i>7%</i>	<i>59 **</i>	<i>\$8,645,760</i>	<i>\$689,930</i>

NOTE: Student FTEs reflect actual fall semester; estimated revenue includes all semesters.

* FY 2010 was the first semester of the W.PA Advantage rate, which reduced the non-resident surcharge from \$112.19 to \$8.34 per hour for students from the Pennsylvania counties of Allegheny, Beaver, Butler, Crawford, Erie, Lawrence, Mercer and Venango.

** FY 2014 is a projection and includes the entire Affordable Tuition Advantage area, which is a larger area established in FY14 encompassing both the former W.PA and the former regional service areas.

Budget Office 10/9/2013

MEMORANDUM

DATE: November 7, 2013

TO: Ikram Khawaja, PhD, Provost and Vice President for Academic Affairs

FROM: Scott Martin, PhD, Interim Associate Dean for Research
Edward Orona, PhD, Director, Office of Grants and Sponsored Programs (OGSP)



RE: **FY 2013-14 – 1st Quarter OGSP Report**
(Grant Activity from July 1, 2013 – Sept. 30, 2013)

Attached is the FY13 First Quarter Report from the Office of Grants and Sponsored Programs for presentation to the Academic Quality and Student Success Committee of the Board of Trustees.

1st Quarter Submissions: \$5,086,118 requested (26 submitted proposals)

During this first quarter, there was a slight increase in the number of grant submissions, requesting a lesser number of funds compared to FY12.

Notable submissions - included three to the NSF (National Science Foundation) by:

Dr. Pedro Cortes (Civil/Environ/ Chem. Engineering), "Career" research grant (\$664,228)

Dr. Kerry Meyers and colleagues, STEM scholarships (\$611,273)

Dr. Ruigang Wang Career (Dept. Chemistry), "Career" research grant (\$418,450)

1st Quarter Awards: \$2,435,019 (28 grant awards)

There were several noteworthy grant awards during this First Quarter:

Dr. Stephen Rodabaugh and colleagues (Associate Dean, STEM) Choose Ohio First Scholarship Program, the Ohio Board of Regents, \$336,000.

Ohio/PA for Manufacturing Clearinghouse, West Central Job Partnership \$250,000.

Dr. Allen Hunter and colleagues (Dept. Chemistry) - NSF grant award, \$470,000.

"Acquisition of Equipment for Research and Education"

Rick George, Center for Human Services Development, Ohio Dept. Education (ODE) grants for Niles and Brookfield Middle School after school programming (\$300,000).

Tim Maher, Metro Credit, Ohio Dept. Rehabilitation and Corrections (\$253,879) for Distance Learning Aide and Post-Secondary Education programming.

Awards: Year-To-Date (YTD)

These first quarter totals demonstrate significant success, representing a **28% increase** in dollars received compared to the same quarter last year. The funded grant awards totaled **\$2,435,019**.

YOUNGSTOWN STATE UNIVERSITY

School of Graduate Studies and Research

Office of Grants and Sponsored Programs

FIRST QUARTER REPORT - FY2013-2014

July 1, 2013 - September 30, 2013

PROPOSALS FUNDED FROM EXTERNAL SOURCES

First Quarter Report - FY2013-2014

July 1, 2013 - September 30, 2013

<u>PRINCIPAL INVESTIGATOR</u>	<u>DEPARTMENT</u>	<u>FUNDING SOURCE</u>	<u>PROJECT TITLE</u>	<u>AWARD</u>
Andrews, James	Physics & Astronomy	National Science Foundation through Case Western Reserve University	YSU Affiliation with NSF-STC Center for Layered Polymeric Systems (CLiPS)	\$ 40,000
Armstrong, Felicia	Geological & Environmental Sciences	Western Reserve Resource Conservation and Development Council	Western Reserve Resource Conservation and Development Council, CLEAN Corps Program	3,600
Beese, Jane	Educational Foundations, Research, Technology & Leadership	National Science Foundation through the University of Akron	RET in Engineering and Computer Science Site: Engineering of Polymeric Films and Interfaces	9,117
Bralich, John	Center for Urban & Regional Studies	City of Youngstown	City of Youngstown Data and Mapping FY2014	20,000
Brothers, Leslie	McDonough Museum of Art	Ohio Arts Council	OAC Sustainability Grant FY2011-2013	12,311
Floyd, Arlene	Associate Degree & Tech Prep Programs	Ohio Department of Education through the University of Akron	College Tech Prep Pathway Development	83,732
George, Ricky	Center for Human Services Development	Ohio Department of Education	Positive Steps Afterschool - Brookfield Middle School - Year 4	150,000
George, Ricky	Center for Human Services Development	Ohio Department of Education	Career Paths Afterschool - Niles Middle School - Year 4	150,000
Harper-Woods, Sherri	Upward Bound	U.S. Department of Education	Upward Bound at Youngstown State University FY2013	236,923
Bailey, Dora	Teacher Education	New Castle Area School District	NCASD - GAI Agreement	7,875
Hunter, Allen	Chemistry	National Science Foundation	MRI Consortium: Acquisition of a Cyber-enabled Single-crystal X-ray Diffractometer for Materials Research	470,000
Hyden, John	Facilities	U.S. Environmental Protection Agency through the Ohio Department of Development	Brownfield Program - Garfield Building	200,000
Keck, Rebecca	SMARTS	U.S. Housing and Community Development Act through City of Youngstown Community Development Agency	SMARTS Free Public Programming	15,000
Landgraff, Nancy	Physical Therapy	National Institutes of Health through the University of Pittsburgh	Enhancing Rehabilitation After Stroke Amendment	3,700

Larwin, Karen	Educational Foundations, Research, Technology & Leadership	Ohio Commission on Minority Health through the University of Akron	Keeping PACE Akron's Way	5,650
Maher, Timothy	Metro Credit	Ohio Department of Rehabilitation & Corrections	Distance Learning Aide for the AJT (Prison) Program	82,620
Maher, Timothy	Metro Credit	Ohio Department of Rehabilitation & Corrections	Post-secondary Education for the AJT (Prison) Program	171,259
McLean, Colleen	Geological & Environmental Sciences	Western Reserve Resource Conservation and Development Council	Western Reserve Resource Conservation and Development Council, CLEAN Corps Program	3,500
Oder, Tom	Physics & Astronomy	National Science Foundation	Epitaxial Growth and Characterization of Delta-doped P-type Zinc Oxide Films	24,500
Rodabaugh, Stephen	Dean's Office College of STEM	Commonwealth of Pennsylvania through the West Central Job Partnership	OH-PA Interstate Region Manufacturing Internship Clearinghouse	250,000
Eberth, Emilie/ Rodabaugh, Stephen	Dean's Office College of STEM	Ohio Board of Regents	YSU Choose Ohio First Scholarship Program: Student Success in Mathematics	336,000
Schaper, Michele	Center for Human Services Development	U.S. Department of Housing & Urban Development through the City of Youngstown Community Development Agency	HMIS ESG 2013-2014	32,672
Schaper, Michele	Center for Human Services Development	U.S. Department of Housing & Urban Development	Homeless Management Information System (HMIS)	51,360
Schaper, Michele	Center for Human Services Development	U.S. Department of Housing & Urban Development	Homeless Management Information System (HMIS) Expansion	30,674
Schroeder, Sharon	Metro Credit	Eastern Ohio P-16 Partnership for Education	ACT Prep Program	3,000
Taylor, Jacqueline	Center for Urban & Regional Studies	Community of Faith Credit Union	Community of Faith Credit Union FY2014 Business Plan	2,500
Van Dussen, Daniel	Sociology, Anthropology & Gerontology	Mahoning Adult Protection Network (MAPAN)	MAPAN Research Assistantship	16,500
Wagner, Nancy	Nursing	Health Resources and Services Administration	NAT: Nurse Anesthetist Traineeship Program	22,526
Total Proposals Funded from External Sources FY2013-2014				\$ 2,435,019

EXECUTIVE SUMMARY

First Quarter Report - FY2013-2014

July 1, 2013 - September 30, 2013

(Includes previous year comparison)

FUNDED PROPOSALS (Number)

	<u>FY2012-2013 - First Quarter</u> 7/1/2012-9/30/2012		<u>FY2013-2014 - First Quarter</u> 7/1/2013-9/30/2013	
TOTAL PROPOSALS	\$	1,892,388 (28)	\$	2,435,019 (28)
	<u>YTD - FY2012-2013</u> 7/1/2012-9/30/2012		<u>YTD - FY2013-2014</u> 7/1/2013-9/30/2013	
TOTAL PROPOSALS	\$	1,892,388 (28)	\$	2,435,019 (28)

SUBMITTED PROPOSALS (Number)

	<u>FY2012-2013 First Quarter</u> 7/1/2012-9/30/2012		<u>FY2013-2014 First Quarter</u> 7/1/2013-9/30/2013	
TOTAL PROPOSALS	\$	5,086,118 (23)	\$	3,087,641 (26)
	<u>YTD - FY2012-2013</u> 7/1/2012-9/30/2012		<u>YTD - FY2013-2014</u> 7/1/2013-9/30/2013	
TOTAL PROPOSALS	\$	5,086,118 (23)	\$	3,087,641 (26)

PROPOSALS SUBMITTED TO EXTERNAL FUNDING SOURCES

First Quarter Report - FY2013-2014

July 1, 2013 - September 30, 2013

<u>PRINCIPAL INVESTIGATOR</u>	<u>DEPARTMENT</u>	<u>FUNDING SOURCE</u>	<u>PROJECT TITLE</u>	<u>AMOUNT</u>
McNicholas, Ryan	Campus Recreation	Ohio Program for Campus Safety & Mental Health	Ohio Program for Campus Safety and Mental Health	\$ 4,497
Cortes, Pedro	Civil/ Environmental & Chemical Engineering	National Science Foundation	Sensing Properties of Biologically Modified Carbon Nanotubes Towards Toxic and Threatening Agents	664,228
Wang, Ruigang	Chemistry	National Science Foundation	NSF: CAREER: Versatile Cerium-based Oxides: Material Science, Catalysis, and Education through the Diverse Redox Chemistry	418,450
Meyers, Kerry	College of STEM	National Science Foundation	S-STEM Proposal	611,273
Choi, Kyoung Mi	Counseling & Special Education	Ohio State University/ The Professional and Organizational Development Network	POD 2013 Educational Development Internship Program	5,200
McLean, Colleen/ Armstrong, Felicia	Geological & Environmental Sciences	Western Reserve Resource Conservation and Development Council	Western Reserve Resource Conservation and Development Council, CLEAN Corps Program	3,600
Morawski, Dennis	Social Work	Ohio Department of Job and Family Services	University Partnership Programs	123,250
Larwin, Karen	Educational Foundations, Research, Technology & Leadership	Ohio Commission on Minority Health	Keeping PACE Akron's Way	5,650
Eberth, Emilie/ Rodabaugh, Stephen	College of STEM	Ohio Board of Regents	YSU COFSP: Student Success in Mathematics	336,000
Van Dussen, Daniel	Sociology, Anthropology & Gerontology	MAPAN	MAPAN Research Assistantship	16,500
Bralich, John	Center for Urban & Regional Studies	City of Youngstown	Mahoning Valley Collaborative Code Enforcement	15,000
Bralich, John	Center for Urban & Regional Studies	Youngstown Neighborhood Development Corporation	Mapping and Data for Citywide Planning Services	23,250
Boron, Julie Blaskewicz	Psychology	National Institutes of Health/National Institute on Aging	Custom Flashcards for Dementia and Alzheimer's Caregiver-patient Interactions	16,500
Brady, Philip King, Tammy	English BCHHS Dean's Office	Ohio Arts Council The HealthPath Foundation of Ohio	Poetry Center Outreach Program Youngstown State University's HPAC	2,970 55,600

Crescimanno, Michael/ Andrews, James	Physics & Astronomy	National Science Foundation	NSF EAGER Grant: Verification of Coherent Perfect Rotation	128,569
Bailey, Dora	Teacher Education	New Castle Area School District	New Castle Area School District GAI Agreement	7,875
Learman, Kenneth	Physical Therapy	Ohio Physical Therapy Association	A Randomized Controlled Trial Comparing the Use of Trigger Point Dry Needling to Manual Therapy	2,607
Landgraff, Nancy	Physical Therapy	Ohio Physical Therapy Association	Community Based Fitness Programs for Persons with Mobility/Disability Disorders. Task-oriented Exercise (TOE)	2,500
Wang, Ruigang	Chemistry	National Science Foundation	Support Shape Effect in Metal-CeO ₂ Catalysis on Low-temperature CO Oxidation	200,640
Cortes, Pedro	Civil/ Environmental & Chemical Engineering	National Science Foundation	Structure-processing-property Relationship of 3-D Multilayered Metal-ceramic Composites	326,317
Hripko, Michael	College of STEM	Manufacturer's Advocacy and Growth Network	Support for MAGNET/YSU Collaborative Initiatives Included in YSU/MAGNET PRISM MOU	4,500
Abraham, Martin	College of STEM	Catacel Corporation	Catacel Summer Interns	10,740
Pohle-Krauza, Rachael	Human Ecology	American Cancer Society	Novel Exercise, Weight-loss and Dietary Approach to Your Life (NEWDAY)	19,786
Schaper, Michele	Center for Human Services Development	U.S. Department of Housing and Urban Development	Homeless Management Information System "HMIS"	51,314
Schaper, Michele	Center for Human Services Development	U.S. Department of Housing and Urban Development	Homeless Management Information System Expansion (renewal)	30,825
Total Proposals Submitted to External Sources - FY2013-2014				\$ 3,087,641

MEMORANDUM

DATE: November 7, 2013

TO: Ikram Khawaja, PhD, Provost and Vice President for Academic Affairs

FROM: Scott Martin, PhD, Interim Associate Dean for Research
Edward Orona, PhD, Director, Office of Grants and Sponsored Programs (OGSP)



RE: **FY 2013-14 – 1st Quarter OGSP Report**
(Grant Activity from July 1, 2013 – Sept. 30, 2013)

Attached is the FY13 First Quarter Report from the Office of Grants and Sponsored Programs for presentation to the Academic Quality and Student Success Committee of the Board of Trustees.

1st Quarter Submissions: \$5,086,118 requested (26 submitted proposals)

During this first quarter, there was a slight increase in the number of grant submissions, requesting a lesser number of funds compared to FY12.

Notable submissions - included three to the NSF (National Science Foundation) by:

Dr. Pedro Cortes (Civil/Environ/ Chem. Engineering), "Career" research grant (\$664,228)

Dr. Kerry Meyers and colleagues, STEM scholarships (\$611,273)

Dr. Ruigang Wang Career (Dept. Chemistry), "Career" research grant (\$418,450)

1st Quarter Awards: \$2,435,019 (28 grant awards)

There were several noteworthy grant awards during this First Quarter:

Dr. Stephen Rodabaugh and colleagues (Associate Dean, STEM) Choose Ohio First Scholarship Program, the Ohio Board of Regents, \$336,000.

Ohio/PA for Manufacturing Clearinghouse, West Central Job Partnership \$250,000.

Dr. Allen Hunter and colleagues (Dept. Chemistry) - NSF grant award, \$470,000.

"Acquisition of Equipment for Research and Education"

Rick George, Center for Human Services Development, Ohio Dept. Education (ODE) grants for Niles and Brookfield Middle School after school programming (\$300,000).

Tim Maher, Metro Credit, Ohio Dept. Rehabilitation and Corrections (\$253,879) for Distance Learning Aide and Post-Secondary Education programming.

Awards: Year-To-Date (YTD)

These first quarter totals demonstrate significant success, representing a **28% increase** in dollars received compared to the same quarter last year. The funded grant awards totaled **\$2,435,019**.

YOUNGSTOWN STATE UNIVERSITY

School of Graduate Studies and Research

Office of Grants and Sponsored Programs

FIRST QUARTER REPORT - FY2013-2014

July 1, 2013 - September 30, 2013

PROPOSALS FUNDED FROM EXTERNAL SOURCES

First Quarter Report - FY2013-2014

July 1, 2013 - September 30, 2013

<u>PRINCIPAL INVESTIGATOR</u>	<u>DEPARTMENT</u>	<u>FUNDING SOURCE</u>	<u>PROJECT TITLE</u>	<u>AWARD</u>
Andrews, James	Physics & Astronomy	National Science Foundation through Case Western Reserve University	YSU Affiliation with NSF-STC Center for Layered Polymeric Systems (CLiPS)	\$ 40,000
Armstrong, Felicia	Geological & Environmental Sciences	Western Reserve Resource Conservation and Development Council	Western Reserve Resource Conservation and Development Council, CLEAN Corps Program	3,600
Beese, Jane	Educational Foundations, Research, Technology & Leadership	National Science Foundation through the University of Akron	RET in Engineering and Computer Science Site: Engineering of Polymeric Films and Interfaces	9,117
Bralich, John	Center for Urban & Regional Studies	City of Youngstown	City of Youngstown Data and Mapping FY2014	20,000
Brothers, Leslie	McDonough Museum of Art	Ohio Arts Council	OAC Sustainability Grant FY2011-2013	12,311
Floyd, Arlene	Associate Degree & Tech Prep Programs	Ohio Department of Education through the University of Akron	College Tech Prep Pathway Development	83,732
George, Ricky	Center for Human Services Development	Ohio Department of Education	Positive Steps Afterschool - Brookfield Middle School - Year 4	150,000
George, Ricky	Center for Human Services Development	Ohio Department of Education	Career Paths Afterschool - Niles Middle School - Year 4	150,000
Harper-Woods, Sherri	Upward Bound	U.S. Department of Education	Upward Bound at Youngstown State University FY2013	236,923
Bailey, Dora	Teacher Education	New Castle Area School District	NCASD - GAI Agreement	7,875
Hunter, Allen	Chemistry	National Science Foundation	MRI Consortium: Acquisition of a Cyber-enabled Single-crystal X-ray Diffractometer for Materials Research	470,000
Hyden, John	Facilities	U.S. Environmental Protection Agency through the Ohio Department of Development	Brownfield Program - Garfield Building	200,000
Keck, Rebecca	SMARTS	U.S. Housing and Community Development Act through City of Youngstown Community Development Agency	SMARTS Free Public Programming	15,000
Landgraff, Nancy	Physical Therapy	National Institutes of Health through the University of Pittsburgh	Enhancing Rehabilitation After Stroke Amendment	3,700

Larwin, Karen	Educational Foundations, Research, Technology & Leadership	Ohio Commission on Minority Health through the University of Akron	Keeping PACE Akron's Way	5,650
Maher, Timothy	Metro Credit	Ohio Department of Rehabilitation & Corrections	Distance Learning Aide for the AJT (Prison) Program	82,620
Maher, Timothy	Metro Credit	Ohio Department of Rehabilitation & Corrections	Post-secondary Education for the AJT (Prison) Program	171,259
McLean, Colleen	Geological & Environmental Sciences	Western Reserve Resource Conservation and Development Council	Western Reserve Resource Conservation and Development Council, CLEAN Corps Program	3,500
Oder, Tom	Physics & Astronomy	National Science Foundation	Epitaxial Growth and Characterization of Delta-doped P-type Zinc Oxide Films	24,500
Rodabaugh, Stephen	Dean's Office College of STEM	Commonwealth of Pennsylvania through the West Central Job Partnership	OH-PA Interstate Region Manufacturing Internship Clearinghouse	250,000
Eberth, Emilie/ Rodabaugh, Stephen	Dean's Office College of STEM	Ohio Board of Regents	YSU Choose Ohio First Scholarship Program: Student Success in Mathematics	336,000
Schaper, Michele	Center for Human Services Development	U.S. Department of Housing & Urban Development through the City of Youngstown Community Development Agency	HMIS ESG 2013-2014	32,672
Schaper, Michele	Center for Human Services Development	U.S. Department of Housing & Urban Development	Homeless Management Information System (HMIS)	51,360
Schaper, Michele	Center for Human Services Development	U.S. Department of Housing & Urban Development	Homeless Management Information System (HMIS) Expansion	30,674
Schroeder, Sharon	Metro Credit	Eastern Ohio P-16 Partnership for Education	ACT Prep Program	3,000
Taylor, Jacqueline	Center for Urban & Regional Studies	Community of Faith Credit Union	Community of Faith Credit Union FY2014 Business Plan	2,500
Van Dussen, Daniel	Sociology, Anthropology & Gerontology	Mahoning Adult Protection Network (MAPAN)	MAPAN Research Assistantship	16,500
Wagner, Nancy	Nursing	Health Resources and Services Administration	NAT: Nurse Anesthetist Traineeship Program	22,526
Total Proposals Funded from External Sources FY2013-2014				\$ 2,435,019

EXECUTIVE SUMMARY

First Quarter Report - FY2013-2014

July 1, 2013 - September 30, 2013

(Includes previous year comparison)

FUNDED PROPOSALS (Number)

	<u>FY2012-2013 - First Quarter</u> 7/1/2012-9/30/2012		<u>FY2013-2014 - First Quarter</u> 7/1/2013-9/30/2013	
TOTAL PROPOSALS	\$	1,892,388 (28)	\$	2,435,019 (28)
	<u>YTD - FY2012-2013</u> 7/1/2012-9/30/2012		<u>YTD - FY2013-2014</u> 7/1/2013-9/30/2013	
TOTAL PROPOSALS	\$	1,892,388 (28)	\$	2,435,019 (28)

SUBMITTED PROPOSALS (Number)

	<u>FY2012-2013 First Quarter</u> 7/1/2012-9/30/2012		<u>FY2013-2014 First Quarter</u> 7/1/2013-9/30/2013	
TOTAL PROPOSALS	\$	5,086,118 (23)	\$	3,087,641 (26)
	<u>YTD - FY2012-2013</u> 7/1/2012-9/30/2012		<u>YTD - FY2013-2014</u> 7/1/2013-9/30/2013	
TOTAL PROPOSALS	\$	5,086,118 (23)	\$	3,087,641 (26)

PROPOSALS SUBMITTED TO EXTERNAL FUNDING SOURCES

First Quarter Report - FY2013-2014

July 1, 2013 - September 30, 2013

<u>PRINCIPAL INVESTIGATOR</u>	<u>DEPARTMENT</u>	<u>FUNDING SOURCE</u>	<u>PROJECT TITLE</u>	<u>AMOUNT</u>
McNicholas, Ryan	Campus Recreation	Ohio Program for Campus Safety & Mental Health	Ohio Program for Campus Safety and Mental Health	\$ 4,497
Cortes, Pedro	Civil/ Environmental & Chemical Engineering	National Science Foundation	Sensing Properties of Biologically Modified Carbon Nanotubes Towards Toxic and Threatening Agents	664,228
Wang, Ruigang	Chemistry	National Science Foundation	NSF: CAREER: Versatile Cerium-based Oxides: Material Science, Catalysis, and Education through the Diverse Redox Chemistry	418,450
Meyers, Kerry	College of STEM	National Science Foundation	S-STEM Proposal	611,273
Choi, Kyoung Mi	Counseling & Special Education	Ohio State University/ The Professional and Organizational Development Network	POD 2013 Educational Development Internship Program	5,200
McLean, Colleen/ Armstrong, Felicia	Geological & Environmental Sciences	Western Reserve Resource Conservation and Development Council	Western Reserve Resource Conservation and Development Council, CLEAN Corps Program	3,600
Morawski, Dennis	Social Work	Ohio Department of Job and Family Services	University Partnership Programs	123,250
Larwin, Karen	Educational Foundations, Research, Technology & Leadership	Ohio Commission on Minority Health	Keeping PACE Akron's Way	5,650
Eberth, Emilie/ Rodabaugh, Stephen	College of STEM	Ohio Board of Regents	YSU COFSP: Student Success in Mathematics	336,000
Van Dussen, Daniel	Sociology, Anthropology & Gerontology	MAPAN	MAPAN Research Assistantship	16,500
Bralich, John	Center for Urban & Regional Studies	City of Youngstown	Mahoning Valley Collaborative Code Enforcement	15,000
Bralich, John	Center for Urban & Regional Studies	Youngstown Neighborhood Development Corporation	Mapping and Data for Citywide Planning Services	23,250
Boron, Julie Blaskewicz	Psychology	National Institutes of Health/National Institute on Aging	Custom Flashcards for Dementia and Alzheimer's Caregiver-patient Interactions	16,500
Brady, Philip King, Tammy	English BCHHS Dean's Office	Ohio Arts Council The HealthPath Foundation of Ohio	Poetry Center Outreach Program Youngstown State University's HPAC	2,970 55,600

Crescimanno, Michael/ Andrews, James	Physics & Astronomy	National Science Foundation	NSF EAGER Grant: Verification of Coherent Perfect Rotation	128,569
Bailey, Dora	Teacher Education	New Castle Area School District	New Castle Area School District GAI Agreement	7,875
Learman, Kenneth	Physical Therapy	Ohio Physical Therapy Association	A Randomized Controlled Trial Comparing the Use of Trigger Point Dry Needling to Manual Therapy	2,607
Landgraff, Nancy	Physical Therapy	Ohio Physical Therapy Association	Community Based Fitness Programs for Persons with Mobility/Disability Disorders. Task-oriented Exercise (TOE)	2,500
Wang, Ruigang	Chemistry	National Science Foundation	Support Shape Effect in Metal-CeO2 Catalysis on Low-temperature CO Oxidation	200,640
Cortes, Pedro	Civil/ Environmental & Chemical Engineering	National Science Foundation	Structure-processing-property Relationship of 3-D Multilayered Metal- ceramic Composites	326,317
Hripko, Michael	College of STEM	Manufacturer's Advocacy and Growth Network	Support for MAGNET/YSU Collaborative Initiatives Included in YSU/MAGNET PRISM MOU	4,500
Abraham, Martin	College of STEM	Catacel Corporation	Catacel Summer Interns	10,740
Pohle-Krauza, Rachael	Human Ecology	American Cancer Society	Novel Exercise, Weight-loss and Dietary Approach to Your Life (NEWDAY)	19,786
Schaper, Michele	Center for Human Services Development	U.S. Department of Housing and Urban Development	Homeless Management Information System "HMIS"	51,314
Schaper, Michele	Center for Human Services Development	U.S. Department of Housing and Urban Development	Homeless Management Information System Expansion (renewal)	30,825
Total Proposals Submitted to External Sources - FY2013-2014				\$ 3,087,641

**CURRENT ACCREDITATION ACTIVITY AND
HIGHER LEARNING COMMISSION UPDATE
December 2013**

Summary of recent site visits:

- YSU underwent a routine site visit to review all engineering programs on October 27-29, 2013.

Summary of recent accreditation actions:

- On July 26, 2012, the HLC notified YSU that it has been approved to select a preferred accreditation pathway. **YSU has selected the Open Pathway for reaffirmation of accreditation.** See HLC Update below.

Details:

Program	Status
Art National Association of Schools of Art and Design (NASAD)	Self-study submitted March 2006. Site visit conducted April 9-12, 2006. In October 2006, NASAD granted continued accreditation for the BA in Art History, the BFA in Fine Arts in Studio Arts, and the BS in Education (Art Education) through 2015-16. NASAD approved the MA in Art Education for final listing in November 2011. Next accreditation visit scheduled for 2015-2016.
Business AACSB International—The Association to Advance Collegiate Schools of Business	Reaffirmation visit is scheduled for October 2014. AACSB has recommended the WCBA follow the new AACSB standards approved in April 2013. WCBA is on fast track to respond to new changes. The 2011 letter from AACSB includes the following: “The Committee recommends that the College continue to work on faculty development and the hiring of AQ qualified faculty in these areas to assure that the 90 percent threshold is met in the near term” (Standard 10: Faculty Qualifications); and “The Committee recommends that the College continue pursuing additional resources to fund initiatives related to the College’s new facility.”
Chemistry American Chemical Society (ACS)	An annual report is submitted each August/September. A periodic, five-year program review was submitted in July 2009.
Clinical Laboratory Technology National Accrediting Agency for Clinical Laboratory Sciences (NAACLS)	Most recent accreditation in 2006. Reaccreditation self-study was submitted to NAACLS May 1, 2012. Site visit occurred October 15-16, 2012. Program received no citations or recommendations. NAACLS awarded continuing accreditation for the full seven years until April 30, 2020. Submission of the next Self-Study Report will be due April 1, 2019, and a site visit will be scheduled during Fall 2019.

<p>Counseling Council for Accreditation of Counseling and Related Educational Programs (CACREP)</p>	<p>In Jan. 2007, CACREP granted full accreditation to the MS. Ed. in Community Counseling and the MS. Ed. in School Counseling for an 8-year period, until March 31, 2015. After submission of a self-study in April 2009, additional information in 2010, and an interim report in April 2012, CACREP extended the accreditation of Student Affairs to match the accreditation date of the other counseling program options until March 31, 2015. Self-study for upcoming CACREP reaccreditation will be submitted in Dec. 2013.</p>
<p>Dental Hygiene American Dental Association</p>	<p>Self-study for continuing accreditation of the Dental Hygiene program submitted in February 2010. Site visit occurred April 27-28, 2010. The program received full accreditation "without reporting requirements."</p>
<p>Dietetics Programs Academy of Nutrition and Dietetics Accreditation Council for Education in Nutrition and Dietetics (ACEND) (Formerly American Dietetic Association – Council for Accreditation of Dietetic Education, CADE)</p>	<p>Self-studies for the Coordinated Program in Dietetics, the Didactic Program in Dietetics, and the Dietetic Technician Program submitted Aug. 16, 2010. Site visit took place Oct. 31–Nov. 2, 2010. In June 2011, CADE granted full accreditation for all three programs. Interim reports were due in Sept. 2011 and in July 2013 for the Coordinated Program in Dietetics and the Didactic Program in Dietetics. An interim report is required for the Dietetic Technician program in 2013. The 5-year midpoint Program Assessment Report is due in 2015. The next site visit will be in 2020. CADE accepted interim reports submitted in Sept. 2011. There was a site visit March 4 & 5 regarding approval of expansion of the Dietetic Technician program to the campus of Lorain County Community College. The site visit team report has been received and a response submitted. Official action by ACEND is expected soon.</p>
<p>Education and Licensure Programs National Council for Accreditation of Teacher Education (NCATE)</p> <p>Accreditation occurs at the "unit" (BCOE) level.</p>	<p>The NCATE site visit took place March 20-24, 2010. On November 5, 2010, NCATE sent official notice that accreditation "is continued at the initial teacher preparation and advanced preparation levels." YSU meets all 6 NCATE standards. The next site visit will take place in spring 2017.</p>
<p>Emergency Medical Services State of Ohio Department of Public Safety/ Division of Emergency Medical Services</p> <p>Commission on Accreditation of Allied Health Education Programs ... EMS Professions (CoAEMSP—CAAHEP)</p>	<p>Self-study submitted to the Ohio Department of Public Safety Division of EMS Dec. 2010. Site visit was conducted on May 2, 2011. The EMS program was granted full accreditation for five years.</p> <p>CoAEMSP awarded the program continuing accreditation on Nov. 17, 2006. Reaccreditation self-study was due Feb. 1, 2011. Site visit was conducted May 2-3, 2011. The site team reported no citations at the exit meeting. CAAHEP awarded a full 5-year accreditation.</p>
<p>Engineering Engineering Accreditation Commission of the Accreditation Board for Engineering and Technology (ABET)</p>	<p>All associate and undergraduate programs fully accredited through September 30, 2014. YSU underwent a routine site visit to review all engineering programs on October 27-29, 2013.</p>

<p>Engineering Technology Engineering Technology Accreditation Commission of the Accreditation Board for Engineering and Technology (ETAC-ABET)</p>	<p>ETAC-ABET granted continuing accreditation in August 2012. CCET (BSAS) has been accredited through Sept. 30, 2018. CCET (AAS), EET (AAS), EET (BSAS), and MET (AAS) have received notice from ETAC-ABET that these programs do not have to submit an interim report and are accredited through Sept. 30, 2018. MET (BSAS) is accredited through Sept. 30, 2014, and has requested an interim reaccreditation report evaluation. The report has been submitted.</p>
<p>Foreign Languages ACTFL (American Council on the Teaching of Foreign Languages) Recognition for French Education, Italian Education, and Spanish Education</p>	<p>ACTFL granted national recognition with conditions in 2010. The program was resubmitted in March 2012 and March 2013. National recognition with conditions was again granted, with an extension of the timeline for resubmission until March 15, 2014. The reviewers indicated that substantial progress had been achieved and requested only that program requirements be stated more clearly in certain documents provided to students.</p>
<p>Forensic Science American Academy of Forensic Sciences (AAFS)</p>	<p>Application for initial accreditation pending; self-study and site visit to follow.</p>
<p>Histotechnology National Accrediting Agency for Clinical Laboratory Sciences (NAACLS)</p>	<p>Due to low enrollment, job saturation, and the inability to secure an adequate number of clinical sites, the Histotechnology program is being moved to an "inactive status" beginning fall 2013. The current student cohort will complete degree requirements Spring 2013. No other cohorts will be accepted. Accreditation requires that the program remain intact until end of spring 2014. Voluntary accreditation withdrawal was submitted and acknowledged by NAACLS and will be officially acted upon at the April 2014 Board of Directors meeting.</p>
<p>Human Ecology American Association of Family and Consumer Sciences (AAFCS)</p>	<p>Self-study for initial accreditation of baccalaureate programs in Family and Consumer Sciences (Family and Consumer Studies; Merchandising-Fashion and Interiors; Food and Nutrition [including the Didactic Program in Dietetics and the Coordinated Program in Dietetics]; Hospitality Management; and the Family and Consumer Sciences Education program) submitted August 2006; accepted Nov. 2006. Site visit conducted April 15-19, 2007. AAFCS granted full 10-year accreditation in Oct. 2007; self-study due 2016. The most recent required biannual progress report was submitted Jan. 16, 2012, and accepted April 13, 2012.</p>
<p>Medical Assisting Technology American Association of Medical Assistants (AAMA)/Commission on Accreditation of Allied Health Education Programs (CAAHEP)</p>	<p>Most recent accreditation July 2004. Reaccreditation self-study was submitted December 27, 2012. The site visit is scheduled for May 6-7, 2013. MAERB is reviewing the program at its August 2013 meeting.</p>
<p>Music National Association of Schools of Music (NASM)</p>	<p>At its June 2012 meetings, the NASM Commission on Accreditation voted to continue YSU and the Dana School of Music in good standing. A follow-up report on activities was sent to the NASM national office on April 19, 2013. In June 2013, the NASM Commission on Accreditation voted to accept the YSU progress report. The next full review will take place in the 2020-2021 academic year.</p>

<p>Nursing National League for Nursing Accrediting Commission</p>	<p>Self-study for BSN and MSN submitted January 2006; site visit conducted March 7-9, 2006. At its July 2006 meeting, the Commission granted continuing accreditation to both the BSN and the MSN. The next site visit will take place in spring 2014.</p>
<p>Physical Therapy Commission on Accreditation in Physical Therapy Education (CAPTE)</p>	<p>Accreditation report for the Physical Therapy Education program submitted spring 2004. Self-study for master's program submitted February 2004; site visit conducted April 19-21, 2004. Notice of 10-year accreditation received November 19, 2004. Progress report submitted August 15, 2005, and accepted in October 2005; CAPTE continued the accreditation granted the year before. The department submitted an additional progress report in August 2006, and CAPTE found the program in full compliance. In October 2006, the Commission continued the accreditation granted in 2004.</p> <p>The MPT has been discontinued. Accreditation now applies to the DPT program approved by the Higher Learning Commission in 2008. Next site visit has been scheduled for April 27-30, 2014.</p>
<p>Public Health (Consortium of Eastern Ohio Master of Public Health) Council on Education for Public Health (CEPH)</p>	<p>The MPH is offered by a consortium of six institutions, including YSU. Initial accreditation earned in 2003. Site visit occurred April 20-21, 2009. In October 2009, the Council renewed accreditation for seven years, until December 31, 2016. Interim report is due in fall 2011.</p>
<p>Respiratory Care and Respiratory Care "Polysomnography Specialty Option" Commission on Accreditation for Respiratory Care (CoARC)</p>	<p>The Polysomnography [Sleep-Study] Specialty Option in the Respiratory Care program received "continuing accreditation" September 19, 2008, and will undergo accreditation review with the respiratory care program. A progress report is submitted annually. Self-study documents for the BS in Respiratory Care and Polysomnography Specialty Option were submitted on August 28, 2010.</p> <p>The site visit for Respiratory Care and Polysomnography took place February 17 and 18, 2011. CoARC granted both programs full continuing accreditation, with no further progress reports due.</p>
<p>Social Work Council on Social Work Education (CSWE)</p>	<p>In response to the submission of reaffirmation materials submitted in April 2012 and an on-campus site visit that occurred in October 2012, the Council on Social Work Education has informed the Department of Social Work that the Bachelor of Social Work program has been reaffirmed accreditation status in February 2013. This accreditation status remains in effect until February 2021.</p> <p>In February 2012, the Council on Social Work Education granted reaffirmation of accreditation of the</p>

	Master of Social Work Program. The program remains in accredited status until 2020.
Theater National Association of Schools of Theater (NAST)	Self-study submitted summer 2006; site visit conducted October 5-6, 2006. In April 2007, NAST renewed accreditation, commended YSU for addressing program needs and making Theater a “free-standing” unit, and requested a follow-up report. The follow-up report was accepted, and the program is in full compliance. Next renewal and on-site visit will occur in 2016-17.

Update on Higher Learning Commission Accreditation and Assessment of Student Learning

YSU has made and continues to make progress in fostering meaningful and relevant assessment of student learning, including assessment of the general-education program:

- **New HLC Expectations on Assessment, General Education, Program Review, Persistence, and Completion:** In July 2013, the Assessment Director and the General Education Coordinator attended a Higher Learning Commission (HLC) workshop titled “Current Expectations for Assessment of Student Learning, General Education, and Students Success.” The HLC has reaffirmed the increasing rigor with which it expects institutions to focus on student learning outcomes. At the conference, the HLC outlined a deepened commitment to student learning with expectations surrounding demonstration of high quality academic programs, institutional practices, and support for student persistence and completion. The clear message was that institutions must place student learning at the center of all they do. This focus on increased rigor and responsibility was presented at Deans’ Council in September and will also be presented at the Chairpersons’ Meeting in November. At the Deans’ Council meeting, the Provost recommended that a committee be convened to begin initial evaluation of institutional strengths and challenges.
- **General Education:** Progress continues on the two initiatives begun in 2011 to assess the general education program: the ROAD project initiative and the domain assessment initiative.

As part of the Repository of Assessment Documents (ROAD) project, more than 800 writing samples from the second English composition course (ENGL 1551) have now been evaluated. Writing samples from the spring 2011 semester through fall 2012 have been scored and analyzed. The analysis shows a strong correlation between ACT scores and ROAD rubric scores, but a much smaller correlation between grades and ROAD rubric scores. This fact could be the result of the inconsistent weighting of effort and performance in 1551 courses. During the summer of 2013, the results from the ROAD project were presented to English composition instructors, and a roundtable discussion was held with ROAD reviewers. A number of recommendations were made, including the move to offer more APA-style instruction in English 1551. These recommendations were later discussed with the composition coordinator, the chair of the English department, and the director of the writing center.

Progress has also been made on the upper-division portion of the ROAD project. Preliminary results indicate that upper-division students are doing relatively well on the ROAD rubric, but the sample is still too small to make any formal conclusions. The Writing Center Coordinator met with the General Education Committee in the fall 2012 semester to provide feedback on the pilot program and to provide recommendations about how to improve the submission and evaluation process. As a result of that meeting and with the help of the Writing Center Coordinator and English Composition Coordinator, the instructions for ROAD submissions were modified, a ROAD FAQ for upper-division classes was created, and an effort was made to identify potential ROAD liaisons in every department. Currently, about 25% of departments have identified a ROAD liaison. In fall 2012 and spring 2013, sets of writing samples were collected from previously identified upper-division courses. A review of a sampling of the writings is currently underway.

The second initiative involves assessment of the general education knowledge domains. In fall 2012, Dr. Milton Cox, a nationally-recognized expert on learning communities, consulted on campus and ran a workshop to help initiate the development of learning communities for general education assessment. His feedback prompted some modifications to the previous YSU timeline. In particular, Dr. Cox highly recommended only one-year learning community commitments from faculty as opposed to the multi-year commitments that were imagined in the originally proposed timeline. A pilot learning community on the improvement and assessment of general education began in January 2013 and finished in May 2013. Despite difficulties in recruitment for the learning community, all of the participants felt that the learning community was a worthwhile experience. A learning community on improving writing on campus is currently being conducted, but it is being facilitated through Faculty Development instead of General Education. This system appears to be a more natural fit for learning communities at YSU.

In addition to the development of learning communities, steps have been taken to include faculty and student perceptions and self-evaluations in the assessment process. Surveys of both faculty and students are being developed. A preliminary version was submitted to a small group of volunteers from various college-level assessment committees. The survey is currently being revised based on their feedback. A number of short, 5-minute surveys will be conducted instead of one long survey. The faculty survey should be distributed in fall 2013, and the student survey should be distributed in spring 2014.

The transition to the new general education requirements adopted by the Academic Senate has gone smoothly. Departments have revised curriculum sheets to reflect the new requirements, text in the undergraduate bulletin has been revised, and the professional academic advisors have not reported any significant problems resulting from the transition. There have also been substantial increases in student general education completion rates.

- **Program-Assessment Participation:** The Office of Assessment has begun the reporting and review cycles for 2013-14 for the academic and co-curricular (formerly “non-academic”) units. Reports for the 149 academic programs reporting on student learning assessment processes were due on October 31, 2013. More than 40 Assessment Council members and

volunteer reviewers from across campus will review and provide feedback on all reports and plans this fall. Information on reporting rates and quality of reports will be available in early 2014.

Co-curricular units reported in June 2013 to the Office of Assessment with 95% of departments submitting reports (21 of 22 departments) and with 85% evaluated to be of high quality (18 of 21 reports). Reports were reviewed by cross-disciplinary teams of faculty and staff serving on the Assessment Council and the Assessment Director. Feedback was returned in August 2013.

- **Activities to Promote a Positive Assessment Culture:** A critical part of meeting HLC accreditation expectations is fostering a vital campus community with faculty and staff engaged in meaningful student learning assessment activities. The Office of Assessment meets this expectation in part through programming provided to the campus community. In addition to fulfilling HLC expectations, these activities meet the goals of the 2020 Strategic Plan Cornerstones in the areas of Accountability, Student Success, and Urban Research.

The Office of Assessment has targeted several academic areas to promote an assessment-positive campus: the first faculty update newsletter was released to highlight campus-wide assessment activities and to raise campus awareness about the positive impact of student learning assessment on academic programs; the Office of Assessment partnered with the Faculty Development Committee to offer a webinar on student learning; and the Assessment Director, along with the General Education Coordinator, will be seeking training in backward design to promote course-level integrated student learning assessment.

In addition, with the cooperation of Student Affairs, the Office of Assessment launched a new group to foster increased professional development around assessment for the Student Affairs unit involved in assessment reporting. The Team for Assessment Knowledge and Skills, or SA TASK, has representatives from 13 Student Affairs units and began meeting in October 2013. The Office of Assessment is also in the process of developing a similar group for co-curricular units under Academic Affairs.

- **Student Satisfaction Survey:** To support participation in the Voluntary System of Accountability, the National Survey of Student Engagement (NSSE) was administered in spring 2013. This survey also serves as a metric for the 2011-2020 Strategic Plan, Student Success Cornerstone, Theme 2. All first-year and senior students were invited through email invitation and campus-wide promotions to participate. The final response rate was excellent, with more than 23% of students responding. This response rate exceeds the response rate for YSU's peer institutions as well as IUC institutions. The survey asks students about high-impact educational practices proven to lead to student learning and student persistence. Raw data from the survey was returned in October 2013 and initial analysis has begun. Results will be disseminated to campus constituents in spring 2014 in order to improve educational practices and impact student learning and success.

New Higher Learning Commission Criteria and Accreditation Pathways

The Board of the Higher Learning Commission approved the new criteria for accreditation (with more focus on institutional transparency, institutional performance, student persistence, and program/degree completion) in February 2012.

At the same time, the HLC approved new “pathways” for accreditation. The pathways will replace the traditional accreditation process for most institutions and change the schedule for accreditation. On April 5, 2012, the HLC informed the institution that YSU is eligible to participate in “the Open, AQIP, or Standard Pathway for reaffirmation of accreditation” when the new criteria go into effect in fall 2012.

On July 26, 2012, the HLC notified YSU that it has been approved to select a preferred accreditation pathway. **YSU has selected the Open Pathway for reaffirmation of accreditation.**

- **The Open Pathway** operates on 10-year cycle and offers more flexibility, fewer comprehensive evaluations, fewer site visits, and less monitoring than the Standard Pathway. AQIP operates on a seven-year cycle and thus would require more frequent reaffirmation and site visits than the Open pathway.
- YSU will define and begin a project in 2012-13 (selecting a suitable **Quality Initiative** that focuses on “institution innovation and improvement”). YSU will have several years to complete the proposed project, after which a quality-initiative review will occur. The next reaffirmation of accreditation visit will occur in 2017-18.
- **Assurance Review** accreditation reports will normally be due in years 4 and 10 of the process. Since YSU will transition into the pathway in year 5 (2012-13), YSU will not have an assurance review report due at year 4. The assurance review in 2017-18 will include the site visit for reaffirmation of accreditation.
- The annual reports, plus the quality initiative, plus the assurance report and visit in 2017-18 will replace the former comprehensive evaluation process. According to the HLC, the assurance report, or “self-study,” may be somewhat shorter than the old-style self-studies and will not necessarily involve the entire campus as in the past.

**ACADEMIC PROGRAMS UPDATE
DECEMBER 2013**

1. Undergraduate Program Development:

Undergraduate Program Actions Requiring Board of Trustees Action and/or OBOR Notification or Approval

The Ohio Board of Regents (OBOR) is continuing to revise its approval processes for undergraduate program proposals. Since the last set of YSU Board of Trustees meetings, OBOR has approved the following undergraduate program changes:

- The former Nursing Home Administration program is now called the Long-Term Care Administration program. (This program is also in the process of moving from YSU's College of Health and Human Services to the College of Liberal Arts and Social Sciences.)

2. Graduate Program Development:

A new proposal (Program Development Plan or PDP) for graduate programs must be approved internally by YSU's Graduate Curriculum Committee and Graduate Council before it is presented to the Board of Trustees Academic and Student Affairs Committee as an information item. The PDP is then forwarded to the Regents Advisory Committee on Graduate Study (RACGS) for comment, and a full program proposal is prepared, in response, if there are no serious objections. The full proposal must be reviewed by the internal curriculum process and then go to the Board of Trustees for action and approval. The proposal then goes to RACGS for a second review and in-person presentation. If RACGS recommends the program for approval—and after YSU Board of Trustees approval—it goes to the Chancellor's staff, which makes a recommendation to the Chancellor based on RACGS review and public comments. The Chancellor's signature is the final step of the approval process. Board of Trustees approval is required prior to any final decision by the Chancellor's office.

- The request for online delivery for a **Master of Arts in Financial Economics** has received comments from RACGS, and a response is being composed.
- A program development plan (PDP) for a **Doctor of Nursing Practice (DNP)** has undergone the campus review process. YSU has received comments from RACGS. The Full Proposal is now in preparation in the department.
- A PDP for a **Master of Engineering Physics** has undergone the campus review process. YSU has received comments from RACGS. The Full Proposal is now in preparation by the department.
- The Department of Nursing has tabled the Adult Gerontology Acute Care Nurse Practitioner Option for its Master of Nursing (MSN) degree and the Adult Gerontology Acute Care Nurse Practitioner Post-MSN Certificate.
- A **Post-Master's Family Nurse Practitioner Certificate Program** is in preparation for RACGS for review.
- RACGS has been notified and Graduate Council has approved the proposal for a 4+1 **Master of Arts in Economics** to move forward.
- Preliminary talks have begun for a graduate program in **Media Entrepreneurship**.

TO: Randy J. Dunn, President
FROM: Ikram Khawaja, Provost and Vice President for Academic Affairs
DATE: November 8, 2013
SUBJECT: TENURE RECOMMENDATIONS

I recommend the granting of tenure to the 14 faculty members listed below who have been reviewed and recommended by their respective colleagues, chairpersons, and deans.

COLLEGE OF BUSINESS ADMINISTRATION

No applicants

COLLEGE OF CREATIVE ARTS AND COMMUNICATION

Ewelina Boczkowska..... Dana School of Music
Scott Irelan..... Department of Theater and Dance
Steven Reale Dana School of Music
Jonathan Dana Sperry Department of Art

COLLEGE OF EDUCATION

Karen Larwin..... Department of Educational Foundations, Research, Leadership and Technology
Matthew Paylo Department of Counseling, Special Education and School Psychology
Gail Saunders-Smith..... Department of Teacher Education
Richard VanVoorhis Department of Counseling, Special Education and School Psychology

COLLEGE OF HEALTH AND HUMAN SERVICES

Jeanine Mincher..... Department of Human Ecology
Tacibaht Turel..... Department of Human Ecology

COLLEGE OF LIBERAL ARTS AND SOCIAL SCIENCES

Diana Palardy Department of Foreign Languages and Literatures

COLLEGE OF SCIENCE, TECHNOLOGY, ENGINEERING AND MATHEMATICS

Abdurrahman Arslanyilmaz Department of Computer Science and Information Systems
Michael T. Butcher Department of Biological Sciences
Constantin Virgil Solomon Department of Mechanical and Industrial Engineering

APPROVED

DISAPPROVED, as specified

Randy J. Dunn, President

11/8/13
Date

Dr. David Gill, Department of Art: The following are the number of votes garnered from the tenured peers in Dr. Gill's department:

Yes	0 (zero)
No	4 (four)
Abstain	4 (four)

Dr. Gill did not receive a positive recommendation for tenure from his department chairperson, Professor Greg Moring, or from his college dean, Dr. Bryan DePoy. I concur with the department faculty, chair and dean, and I do not make a positive recommendation to you regarding tenure for Dr. Gill.